

I hereby certify that this correspondence is being deposited with the United States Postal Service as first class mail in an envelope addressed to:
Assistant Commissioner for Patents
Washington, D.C. 20231

¹⁶⁴⁵
PATENT
Attorney Docket No.: 18781-004910
Client Reference No.: T00-001-1

On 5-10-02

TOWNSEND and TOWNSEND and CREW LLP

By: Linda Shaffer



IN THE UNITED STATES PATENT AND TRADEMARK OFFICE

RECEIVED
MAY 16 2002
TECH CENTER 1600/2900

#9
5-20-02
P. 2

In re application of:

Bei Shan, et al.

Application No.: 09/848,990

Filed: May 3, 2001

For: TREATMENT OF
HYPERTRIGLYCERIDEMIA AND
OTHER CONDITIONS USING LXR
MODULATORS

Examiner: Not yet assigned

Art Unit: 1645

INFORMATION DISCLOSURE
STATEMENT UNDER 37 CFR §1.97 and
§1.98

Assistant Commissioner for Patents
Washington, D.C. 20231


Sir:

The references cited on attached form PTO/SB/08A and PTO/SB/08B are being called to the attention of the Examiner. Copies of the references are enclosed. Also enclosed is a copy of the Search/Examination report corresponding to the PCT application. It is respectfully requested that the cited references be expressly considered during the prosecution of this application, and the references be made of record therein and appear among the "references cited" on any patent to issue therefrom.

As provided for by 37 CFR 1.97(g) and (h), no inference should be made that the information and references cited are prior art merely because they are in this statement and no representation is being made that a search has been conducted or that this statement encompasses all the possible relevant information.

Applicants believe that no fee is required for submission of this statement, since it is being submitted prior to the first Office Action. However, if a fee is required, the Commissioner is authorized to deduct such fee from the undersigned's Deposit Account No. 20-1430. Please deduct any additional fees from, or credit any overpayment to, the above-noted Deposit Account.

Respectfully submitted,



Eugenia Garrett-Wackowski
Reg. No. 37,330

TOWNSEND and TOWNSEND and CREW LLP
Two Embarcadero Center, 8th Floor
San Francisco, California 94111-3834
Tel: 925 472-5000
Fax: 925 472-8895
EGW:lls

Please type a plus sign (+) inside this box

PTO/SB/08B (08-00)

Approved for use through 10/31/2002. OMB 0651-0031
U.S. Patent and Trademark Office: U.S. DEPARTMENT OF COMMERCE

Under the Paperwork Reduction Act of 1995, the persons are required to respond to a collection of information unless it contains a valid OMB control number

Substitute for form 1449B/PTO

**INFORMATION DISCLOSURE
STATEMENT BY APPLICANT**

(use as many sheets as necessary)

Sheet 2 of 4

Complete if Known

Application Number	09/848,990
Filing Date	May 3, 2001
First Named Inventor	Shan, Bei
Group Art Unit	1645
Examiner Name	Not yet assigned
Attorney Docket Number	18781-004910

RECEIVED
 MAY 7 2001
 PATENT CENTER 1600/2900

OTHER PRIOR ART -- NON PATENT LITERATURE DOCUMENTS

Examiner Initials *	Cite No. ¹	Include name of the author (in CAPITAL LETTERS), title of the article (when appropriate), title of the item (book, magazine, journal, serial, symposium, catalog, etc.), date, page(s), volume-issue number(s), publisher, city and/or country where published.	T ²
	6	ALBIERTI, <i>et al.</i> , "Structural characterization of the mouse nuclear oxysterol receptor genes LXRA and LXRβ," <i>Gene</i> , 243:93-103 (2000)	
	7	AUSTIN, <i>et al.</i> , "Cardiovascular Disease Mortality in Familial Forms of Hypertriglyceridemia: A 20-Year Prospective Study," <i>Circulation</i> , 101(24):2777-2782 (2000)	
	8	BENLIAN, <i>et al.</i> , "Premature Atherosclerosis in Patients with Familial Chylomicronemia Caused by Mutations in the Lipoprotein Lipase Gene," <i>N. Engl. J. Med.</i> , 335(12):848-854 (1996)	
	9	BREWER Jr., "Hypertriglyceridemia: Changes in the Plasma Lipoproteins Associated with an Increased Risk of Cardiovascular Disease," <i>Am. J. Cardiol.</i> , 83:3F-12F (1999)	
	10	BROWN, <i>et al.</i> , "The SREBP Pathway: Regulation of Cholesterol Metabolism by Proteolysis of a Membrane-Bound Transcription Factor," <i>Cell</i> , 89:331-340 (1997)	
	11	BURANT, <i>et al.</i> , "Troglitazone Action Is Independent of Adipose Tissue," <i>J. Clin. Invest.</i> , 100(11):2900-2908 (1997)	
	12	CHAIT, <i>et al.</i> , "Acquired Hyperlipidemia (Secondary Dyslipoproteinemias)," <i>Endocrinol. Metab. Clin. N. Am.</i> , 19:259-278 (1990)	
	13	COSTET, <i>et al.</i> , "Sterol-dependent Transactivation of the ABC1 Promoter by the Liver X Receptor/Retinoid X Receptor," <i>J. Biol. Chem.</i> , 275(36):28240-28245 (2000)	
	14	DARIMONT, <i>et al.</i> , "Structure and specificity of nuclear receptor-coactivator interactions," <i>Genes Dev.</i> , 12(21):3343-3356 (1998)	
	15	DUNCAN, <i>et al.</i> , "Cleavage Site for Sterol-regulated Protease Localized to a Leu-Ser Bond in the Luminal Loop of Sterol Regulatory Element-binding Protein-2," <i>J. Biol. Chem.</i> , 272(12):12778-12785 (1997)	
	16	GHISELLI, <i>et al.</i> , "Increased Prevalence of Apolipoprotein E ₄ in Type V Hyperlipoproteinemia," <i>J. Clin. Investig.</i> , 70:474-477 (1982)	
	17	HODIS, <i>et al.</i> , "Pathophysiology of Triglyceride-Rich Lipoproteins in Atherothrombosis: Clinical Aspects," <i>Clin. Cardiol.</i> , 22(Suppl. II):II-15-II-20 (1999)	
	18	HOKANSON, <i>et al.</i> , "Plasma triglyceride level is a risk factor for cardiovascular disease independent of high-density lipoprotein cholesterol level: a meta-analysis of population-based prospective studies," <i>J. Cardiovasc. Risk</i> , 3:213-219 (1996)	
	19	HORTON, <i>et al.</i> , "Activation of Cholesterol Synthesis in Preference to Fatty Acid Synthesis in Liver and Adipose Tissue of Transgenic Mice Overproducing Sterol Regulatory Element-binding Protein-2," <i>J. Clin. Invest.</i> , 101(11):2331-2339 (1998)	
	20	HORTON, <i>et al.</i> , "Sterol regulatory element-binding proteins: activators of cholesterol and fatty acid biosynthesis," <i>Curr. Opin. Lipidol.</i> , 10:143-150 (1999)	

Examiner Signature	Date Considered
--------------------	-----------------

*EXAMINER: Initial if reference considered, whether or not citation is in conformance with MPEP 609. Draw line through citation if not in conformance and not considered. Include copy of this form with next communication to applicant.

¹ Unique citation designation number. ² Applicant is to place a check mark here if English language Translation is attached.

Burden Hour Statement: This form is estimated to take 2.0 hours to complete. Time will vary depending upon the needs of the individual case. Any comments on the amount of time you are required to complete this form should be sent to the Chief Information Officer, U.S. Patent and Trademark Office, Washington, DC 20231. DO NOT SEND FEES OR COMPLETED FORMS TO THIS ADDRESS. SEND TO: Assistant Commissioner for Patents, Washington, DC 20231.
WC 9040468 v1

Please type a plus sign (+) inside this box →

PTO/SB/08B (08-00)

Approved for use through 10/31/2002. OMB 0651-0031

U.S. Patent and Trademark Office: U.S. DEPARTMENT OF COMMERCE

Under the Paperwork Reduction Act of 1995, no persons are required to respond to a collection of information unless it contains a valid OMB control number.

Substitute for form 1449B/PTO

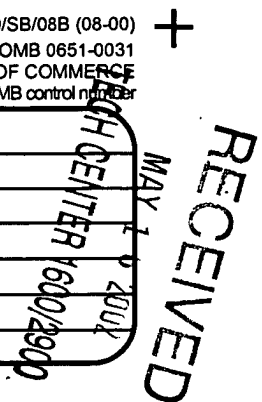

INFORMATION DISCLOSURE STATEMENT BY APPLICANT

(use as many sheets as necessary)

Sheet **3** of **4**

Complete if Known

Application Number	09/848,990
Filing Date	May 3, 2001
First Named Inventor	Shan, Bei
Group Art Unit	1645
Examiner Name	Not yet assigned
Attorney Docket Number	18781-004910



OTHER PRIOR ART -- NON PATENT LITERATURE DOCUMENTS

Examiner Initials *	Cite No. ¹	Include name of the author (in CAPITAL LETTERS), title of the article (when appropriate), title of the item (book, magazine, journal, serial, symposium, catalog, etc.), date, page(s), volume-issue number(s), publisher, city and/or country where published.	T ²
	21	HUA, <i>et al.</i> , "Structure of the Human Gene Encoding Sterol Regulatory Element Binding Protein-1 (SREBF1) and Localization of SREBF1 and SREBF2 to Chromosomes 17p11.2 and 22q13," <i>Genomics</i> , 25:667-673 (1995)	
	22	ITO, <i>et al.</i> , "Hypertriglyceridemia as a Result of Human Apo CIII Gene Expression in Transgenic Mice," <i>Science</i> , 249:790-793 (1990)	
	23	JANOWSKI, <i>et al.</i> , "Structural requirements of ligands for the oxysterol liver X receptors LXRA and LXRβ," <i>Proc. Natl. Acad. Sci. USA</i> , 96:266-271 (1999)	
	24	LEHMANN, <i>et al.</i> , "Activation of the Nuclear Receptor LXR by Oxysterols Defines a New Hormone Response Pathway," <i>J. Biol. Chem.</i> , 272(6):3137-3140 (1997)	
	25	LUO, <i>et al.</i> , "Sterol upregulation of human CETP expression in vitro and in transgenic mice by an LXR element," <i>J. Clin. Investig.</i> , 105(4):513-520 (2000)	
	26	MCINERNEY, <i>et al.</i> , "Determinants of coactivator LXXLL motif specificity in nuclear receptor transcriptional activation," <i>Genes Dev.</i> , 12(21):3357-3368 (1998)	
	27	MCKNIGHT, "WAT-free mice: diabetes without obesity," <i>Genes and Devel.</i> , 12(20):3145-3148 (1998)	
	28	PAI, <i>et al.</i> , "Differential Stimulation of Cholesterol and Unsaturated Fatty Acid Biosynthesis in Cells Expressing Individual Nuclear Sterol Regulatory Element-binding Proteins," <i>J. Biol. Chem.</i> , 273(40):26138-26148 (1998)	
	29	PARROTT, <i>et al.</i> , "ApoC-II ^{Paris2} : a premature termination mutation in the signal peptide of apoC-II resulting in the familial chylomicronemia syndrome," <i>J. Lipid Res.</i> , 33:361-367 (1992)	
	30	PEET, <i>et al.</i> , "Cholesterol and Bile Acid Metabolism Are Impaired in Mice Lacking Nuclear Oxysterol Receptor LXRA," <i>Cell</i> , 93:693-704 (1998)	
	31	REPA, <i>et al.</i> , "Regulation of Absorption and ABC1-Mediated Efflux of Cholesterol by RXR Heterodimers," <i>Science</i> , 289(5484):1524-1529 (2000)	
	32	REPA, <i>et al.</i> , "Regulation of mouse sterol regulatory element-binding protein-1c gene (SREBP-1c) by oxysterol receptors, LXRA and LXRβ," <i>Genes & Dev.</i> , 14:2819-2830 (2000)	
	33	RUBINS, <i>et al.</i> , "Gemfibrozil for the Secondary Prevention of Coronary Heart Disease in Men with Low Levels of High-Density Lipoprotein Cholesterol," <i>New Engl. J. Med.</i> , 341:410-418 (1999)	
	34	SAKAI, <i>et al.</i> , "Sterol-Regulated Release of SREBP-2 from Cell Membranes Requires Two Sequential Cleavages, One Within a Transmembrane Segment," <i>Cell</i> , 85:1037-1046 (1996)	
	35	SCHINDLER, <i>et al.</i> , "Components of a Stat Recognition Code: Evidence for Two Layers of Molecular Selectivity," <i>Immunity</i> , 2:689-697 (1995)	

Examiner Signature	Date Considered
--------------------	-----------------

*EXAMINER: Initial if reference considered, whether or not citation is in conformance with MPEP 609. Draw line through citation if not in conformance and not considered. Include copy of this form with next communication to applicant.

¹ Unique citation designation number. ² Applicant is to place a check mark here if English language Translation is attached.

Burden Hour Statement: This form is estimated to take 2.0 hours to complete. Time will vary depending upon the needs of the individual case. Any comments on the amount of time you are required to complete this form should be sent to the Chief Information Officer, U.S. Patent and Trademark Office, Washington, DC 20231. DO NOT SEND FEES OR COMPLETED FORMS TO THIS ADDRESS. SEND TO: Assistant Commissioner for Patents, Washington, DC 20231.
WC 9040468 v1

Please type a plus sign (+) inside this box →

PTO/SB/085 (08-00)

Approved for use through 10/31/2002. OMB 0651-0031
U.S. Patent and Trademark Office: U.S. DEPARTMENT OF COMMERCE


Under the Paperwork Reduction Act of 1995, no persons are required to respond to a collection of information unless it contains a valid OMB control number.

Substitute for form 1449B/PTO

INFORMATION DISCLOSURE STATEMENT BY APPLICANT

(use as many sheets as necessary)

Sheet **4** of **4**



Complete if Known

Application Number	09/848,990
Filing Date	May 3, 2001
First Named Inventor	Shan, Bei
Group Art Unit	1645
Examiner Name	Not yet assigned
Attorney Docket Number	18781-004910

RECEIVED
MAY 16 2002
FEDERAL CENTER 1600/2900

OTHER PRIOR ART -- NON PATENT LITERATURE DOCUMENTS

Examiner Initials *	Cite No. ¹	Include name of the author (in CAPITAL LETTERS), title of the article (when appropriate), title of the item (book, magazine, journal, serial, symposium, catalog, etc.), date, page(s), volume-issue number(s), publisher, city and/or country where published.	T ²
	36	SCHULTZ, <i>et al.</i> , "Role of LXRs in control of lipogenesis," <i>Genes & Dev.</i> , 14:2831-2838 (2000)	
	37	SHENG, <i>et al.</i> , "Independent regulation of sterol regulatory element-binding proteins 1 and 2 in hamster liver," <i>Proc. Natl. Acad. Sci.</i> , 92:935-938 (1995)	
	38	SHIMOMURA, <i>et al.</i> , "Insulin resistance and diabetes mellitus in transgenic mice expressing nuclear SREBP-1c in adipose tissue: model for congenital generalized lipodystrophy," <i>Genes and Devel.</i> , 12(20):3182-3194 (1998)	
	39	SPIEGELMAN, <i>et al.</i> , "Adipogenesis and Obesity: Rounding Out the Big Picture," <i>Cell</i> , 87:377-389 (1996)	
	40	SULLIVAN, <i>et al.</i> , "Marked hypertriglyceridaemia associated with ritonavir therapy," <i>AIDS</i> , 12(11):1393-1394 (1998)	
	41	VENKATESWARAN, <i>et al.</i> , "Human White/Murine ABC8 mRNA Levels Are Highly Induced in Lipid-loaded Macrophages," <i>J. Biol. Chem.</i> , 275(19):14700-14707 (2000)	
	42	WILLY, <i>et al.</i> , "LXR, a nuclear receptor that defines a distinct retinoid response pathway," <i>Genes & Dev.</i> , 9:1033-1045 (1995)	
	43	YOKOYAMA, <i>et al.</i> , "SREBP-1, a Basic-Helix-Loop-Helix-Leucine Zipper Protein That Controls Transcription of the Low Density Lipoprotein Receptor Gene," <i>Cell</i> , 75:187-197 (1993)	

Examiner Signature		Date Considered	
--------------------	--	-----------------	--

*EXAMINER: Initial if reference considered, whether or not citation is in conformance with MPEP 609. Draw line through citation if not in conformance and not considered. Include copy of this form with next communication to applicant.

¹ Unique citation designation number. ² Applicant is to place a check mark here if English language Translation is attached.

Burden Hour Statement: This form is estimated to take 2.0 hours to complete. Time will vary depending upon the needs of the individual case. Any comments on the amount of time you are required to complete this form should be sent to the Chief Information Officer, U.S. Patent and Trademark Office, Washington, DC 20231. DO NOT SEND FEES OR COMPLETED FORMS TO THIS ADDRESS. SEND TO: Assistant Commissioner for Patents, Washington, DC 20231.
WC 9040468 v1

